



# DWARIKESH SUGAR INDUSTRIES LIMITED

Corp. off.; 511, Maker Chambers V, 221, Nariman Point, Mumbai – 400021. Tel.: 2283 2486, 2204 2945, Fax : 2204 7288  
E Mail : dsilbom@dwarikesh.com Website : www.dwarikesh.com, CIN : L15421UP1993PLC018642

REF: DSIL/2022-23/085

May 02, 2022

Corporate Relationship Department  
BSE Limited  
Phiroze Jeejeebhoy Towers  
Dalal Street, Fort, Mumbai - 400 001  
Fax: 22723 2082 /3132

National Stock Exchange of India Limited  
“Exchange Plaza”  
Bandra – Kurla Complex,  
Bandra [E], Mumbai - 400 051

**Scrip Code - 532610**

**Scrip Code – DWARKESH**

**Sub: Disclosure under regulation 30 of SEBI (Listing Obligations & Disclosure Requirements) Regulations, 2015 – Investor Presentation**

Dear Sir,

Pursuant to Regulation 30 - Schedule III - Part A - Item no.15 of SEBI (Listing Obligations & Disclosure Requirements) Regulations, 2015, we are enclosing herewith Investor Presentation for quarter and year ended March 31, 2022 for the purpose of making disclosures under Regulation 30 of SEBI (Listing Obligations & Disclosure Requirements) Regulations, 2015 to the stock exchange(s).

Kindly take the same on record.


Yours faithfully,

**B. J. Maheshwari**

Managing Director & CS cum CCO

DIN: 00002075

Encl: as above




# Investor Update


Company Performance

Annual 2021-2022

Date

02 May 2022





This presentation and the accompanying slides (the “Presentation”), which have been prepared by Dwarikesh Sugar Industries Ltd (the “Company”), have been prepared solely for information purposes and do not constitute any offer, recommendation or invitation to purchase or subscribe for any securities, and shall not form the basis or be relied on in connection with any contract or binding commitment whatsoever. No offering of securities of the Company will be made except by means of a statutory offering document containing detailed information about the Company.

This Presentation has been prepared by the Company based on information and data which the Company considers reliable, but the Company makes no representation or warranty, express or implied, whatsoever, and no reliance shall be placed on, the truth, accuracy, completeness, fairness and reasonableness of the contents of this Presentation. This Presentation may not be all inclusive and may not contain all of the information that you may consider material. Any liability in respect of the contents of, or any omission from, this Presentation is expressly excluded.

This presentation contains certain forward looking statements concerning the Company’s future business prospects and business profitability, which are subject to a number of risks and uncertainties and the actual results could materially differ from those in such forward looking statements. The risks and uncertainties relating to these statements include, but are not limited to, risks and uncertainties regarding fluctuations in earnings, our ability to manage growth, competition (both domestic and international), economic growth in India and abroad, ability to attract and retain highly skilled professionals, time and cost overruns on contracts, our ability to manage our international operations, government policies and actions regulations, interest and other fiscal costs generally prevailing in the economy. The Company does not undertake to make any announcement in case any of these forward looking statements become materially incorrect in future or update any forward looking statements made from time to time by or on behalf of the Company.

# Safe Harbor Statement





Details

---

**Time and Date** 3:00 PM IST, Wednesday, May 04, 2022

**Conference Dial-In** +91 22 6280 1222/+91 22 7115 8123

**International Toll Free**

UK 08081011573

USA 18667462133

Hong Kong +852 30186877

Singapore +65 31575746

---

Diamond Pass:

<https://services.choruscall.in/DiamondPassRegistration/register?confirmationNumber=0235383&linkSecurityString=100ad6951>

Earnings Call

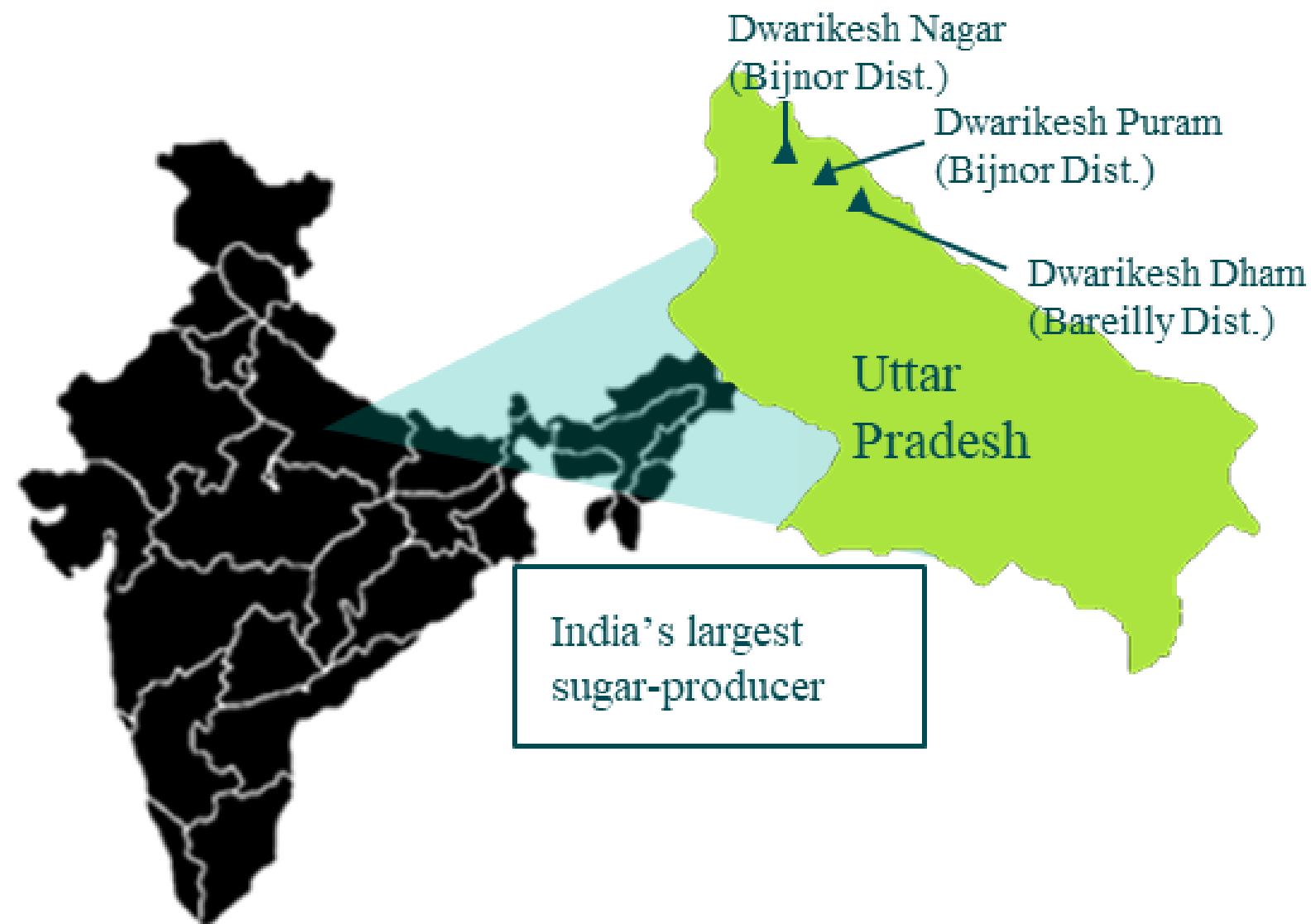




# Business Overview

A Brief Run Through

# At A Glance

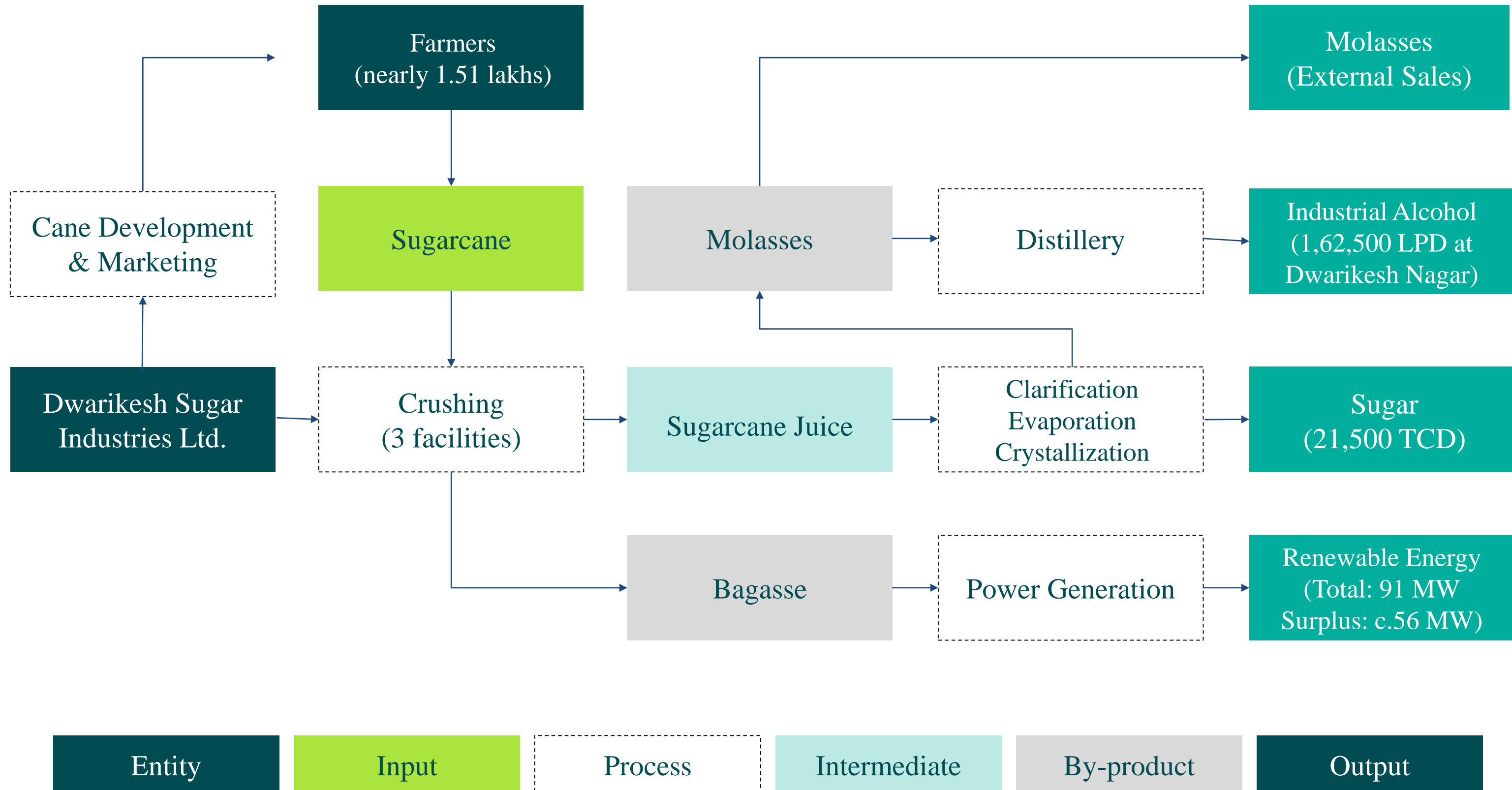


- 3 Plants located in UP-India's largest sugar producing state
- 2 Plants located in Bijnor District– a District with focused concentration on cane production on highly fertile & well-irrigated land
- Plant at Bareilly – the low-lying Ganges plains district with fertile alluvial soil
- Access to large, clearly defined cane-producing areas in the region
- All the three plants are well connected with major sugar consuming markets of the country, the Bareilly plant being located on the National Highway itself
- In July 2021, the Company has embarked upon a project to set up a 175KLPD distillery at the Dwarikesh Dham Unit in Bareilly, Uttar Pradesh. The same is likely to be commissioned in June, 2022

Capacity	Dwarikesh Nagar	Dwarikesh Puram	Dwarikesh Dham	Aggregate
Sugar (TCD)	6,500	7,500	7,500	21,500
Cogeneration (MW)	22	33	36	91 (Surplus: c. 56)
Distillery (LPD)	1,62,500	-	-	1,62,500

*Note: TCD stands for tonnes of cane per day, MW stands for Megawatts, LPD stands for litres per day; SS stands for Sugar Season defined as 12 months period ending September 30 of the particular year;*

# Operations Overview



## Mr. G R Morarka

- Founder and Promoter
- Executive Chairman
- Commerce graduate & ICWA Inter
- Received 'Indira Gandhi Priyadarshini Award for Management', 'Bhamasha Award', 'Indira Gandhi Sadbhavna Award' & 'Swami Krishnanad Saraswati Purashkar' for exemplary achievements in various fields



## Mr. Vijay S Banka

- Managing Director
- Chartered Accountant
- Associated with the company since 2007
- Over three decades of experience in Finance and Strategy



## Mr. B J Maheshwari

- Managing Director, Company Secretary cum Chief Compliance Officer
- Associated with the company since 1994
- Over three decades of experience in Legal, Taxation, Secretarial & Administrative matters



## Priyanka Morarka

PRESIDENT CORPORATE AFFAIRS

## R K Gupta

SR. EXEC. VICE PRESIDENT (WORKS)

## K P Singh

VICE PRESIDENT (WORKS)

## Salil Arya

VP & GROUP COMPLIANCE OFFICER

## Sunil Kumar Goel

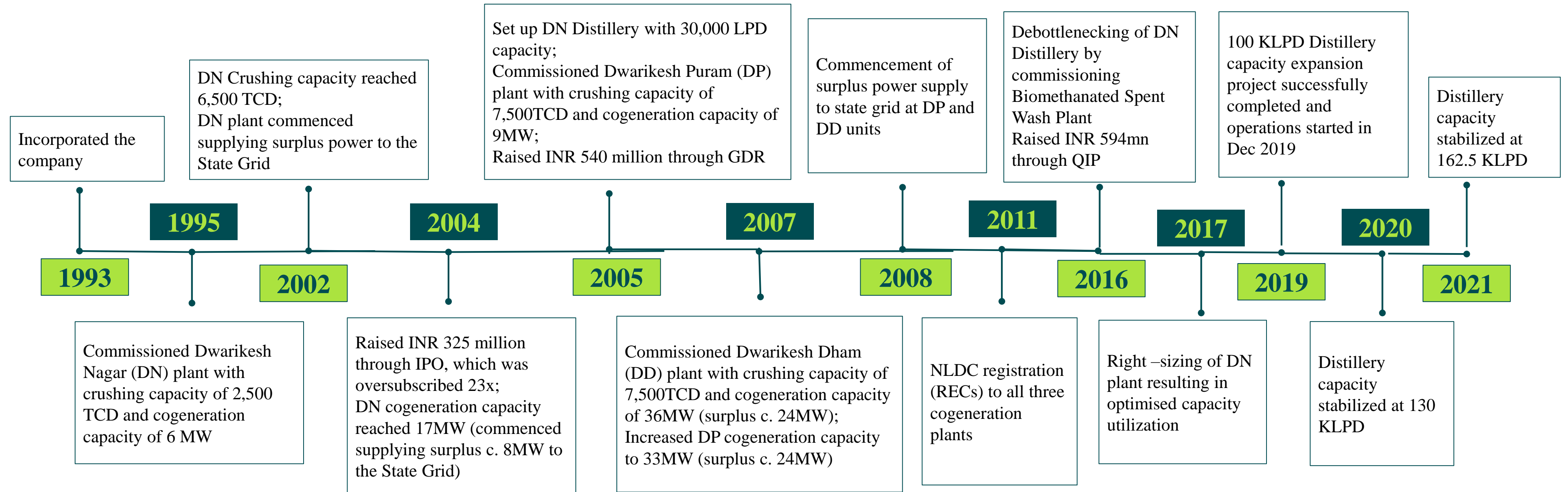
CHIEF FINANCIAL OFFICER

# Management






# Key Milestones



	1995	2002	2004	2005	2007	2019	2020	2021
Sugar (TCD)	2500	6500	6500	14000	21500	21500	21500	21500
Power (MW)	6	6	17	26	86	91	91	91
Distillery (LPD)	Nil	Nil	Nil	30000	30000	100000	130000	162500

To know more about our story, please watch our documentary at <https://www.youtube.com/watch?v=kCF2PAZHqI>



# Business Strategy


We are currently one of the most efficient integrated sugar companies in Uttar Pradesh. We plan to further improve on our performance matrices while continuing with our best practices

## Operating Efficiency

THROUGH CONTINUOUS IMPROVEMENTS IN OPERATING PARAMETERS, RESEARCH AND DEVELOPMENT AND CONTINUOUS FARMER ENGAGEMENT

## Deleveraging

REDUCE LEVERAGE THROUGH A COMBINATION OF PRUDENT FINANCIAL MANAGEMENT AND PREPAYMENT/REPAYMENT OF DEBT



## Cost Control

FOCUS ON COST CONTROL THROUGH PLANT EFFICIENCIES & LOGISTICS MANAGEMENT

## Cane Development

- CONTINUE EDUCATING FARMERS ON BEST FARMING PRACTICES, HIGH YIELD / SUGAR CONTENT SEEDS, PESTICIDES ETC.
- MAKING TIMELY PAYMENT TO FARMERS TO INCENTIVIZE INCREASE IN AREA UNDER SUGARCANE



# Strong Relationship with Farmers

## Cane Development

- Dedicated cane department to supervise cane development and procurement
- ‘Kisan Sewa Kendra’ for promotion of high yield seed varieties and more efficient pesticides
- Monitoring harvesting program to obtain desired quality and quantity of cane
- Soil testing laboratory to study the most efficient usage of land
- Demonstration plots, in arrangement with farmers having roadside fields, to attract other farmers to adopt the best agricultural practices
- Autumn planting, to compensate for the loss of ratoon, giving higher yield and better recovery
- Fertilizer and other input subsidies to farmers

## Increased Farmer Bonding

- Associated with more than 1.51 lakh farmer families
- Purchased sugarcane of INR 12, 759.4 million in FY22 (INR 12,753.0 million in FY21) from farmers in our reserved area providing impetus to rural economy
- Dedicated web portal for farmers giving them access to their calendar, payment status, survey details and loan position
- Regular farmer interaction through ‘Kisan Goshti’ and ‘Nukkad Natak’



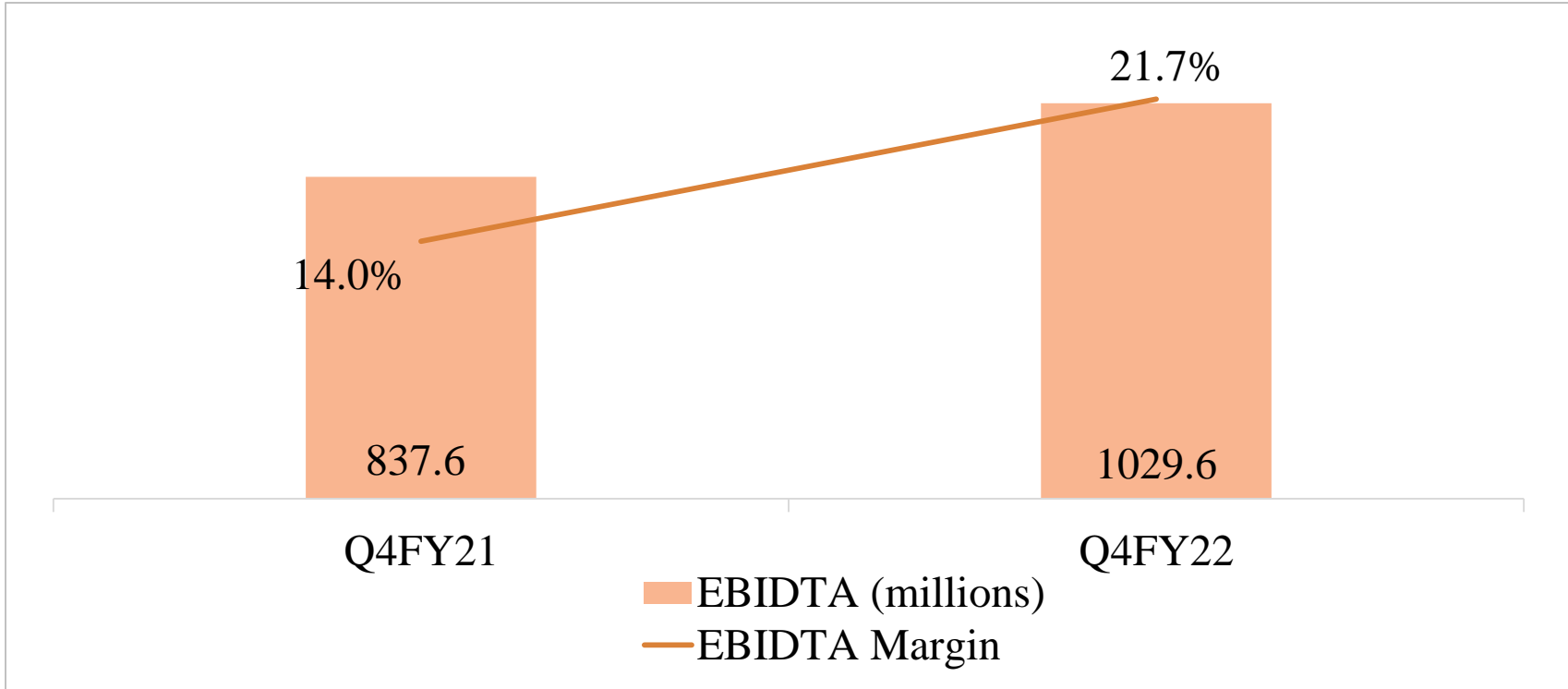
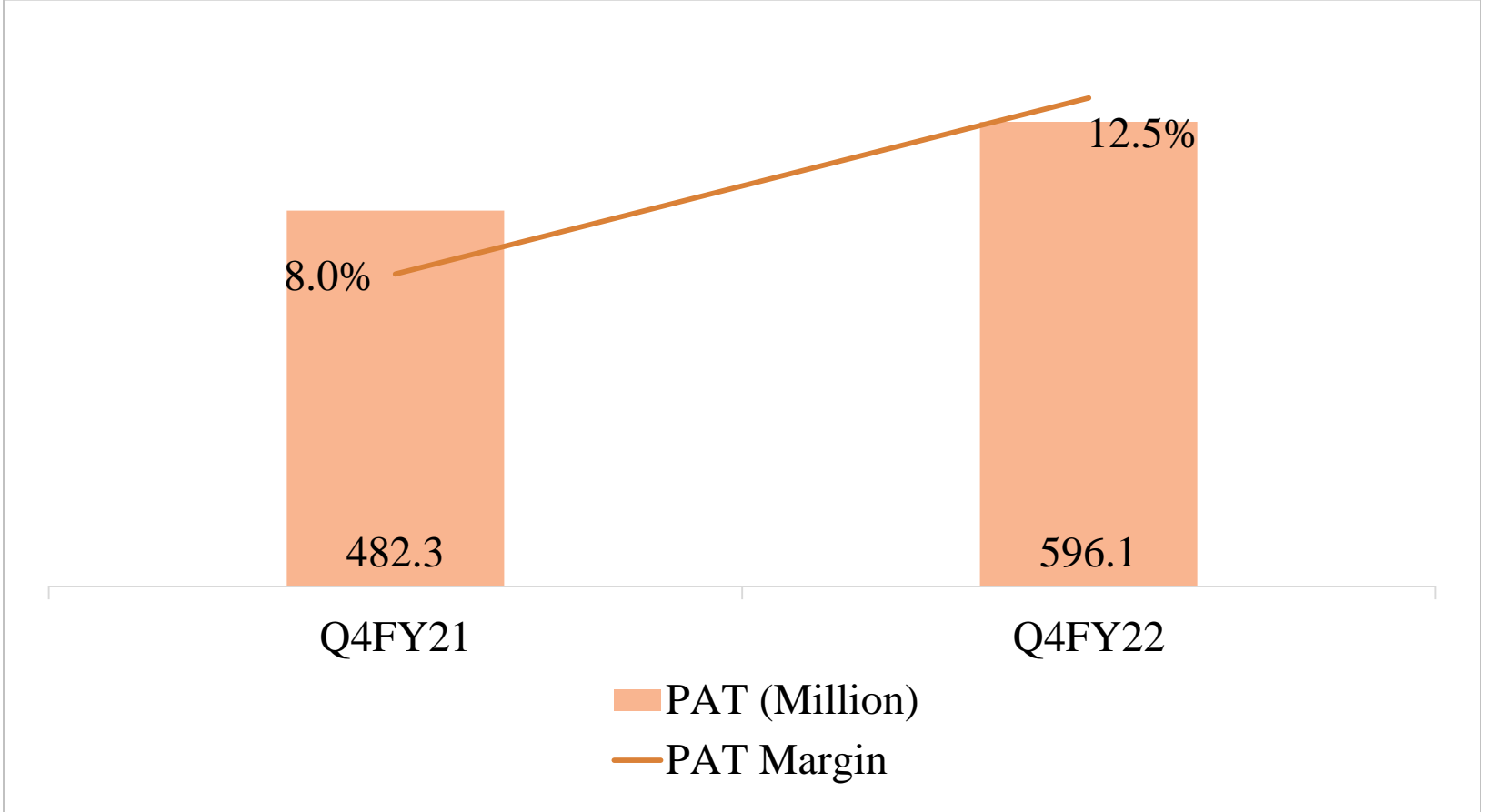
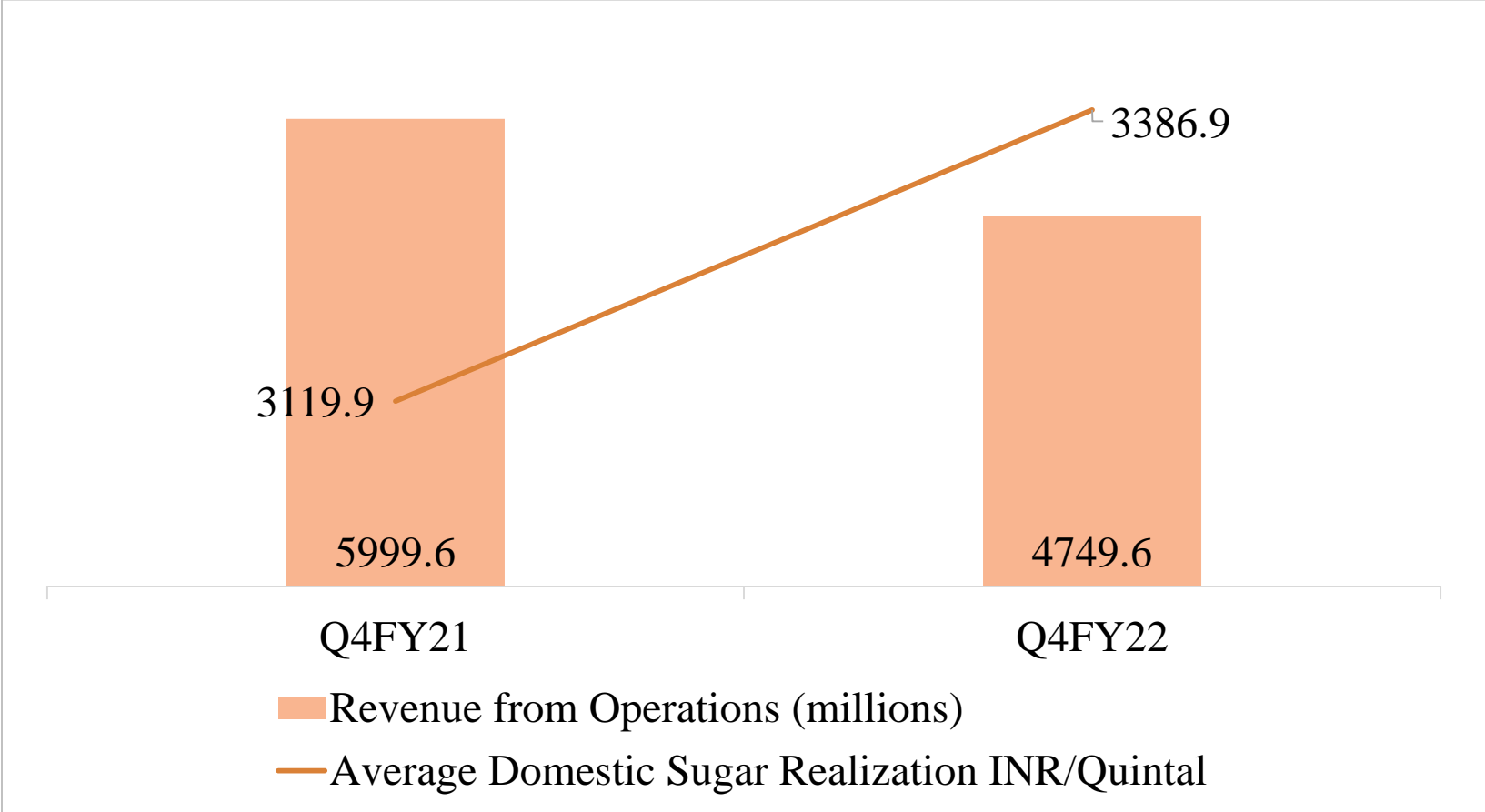
# Financial Performance

**Q4 & FY22**

Performance  
Highlights

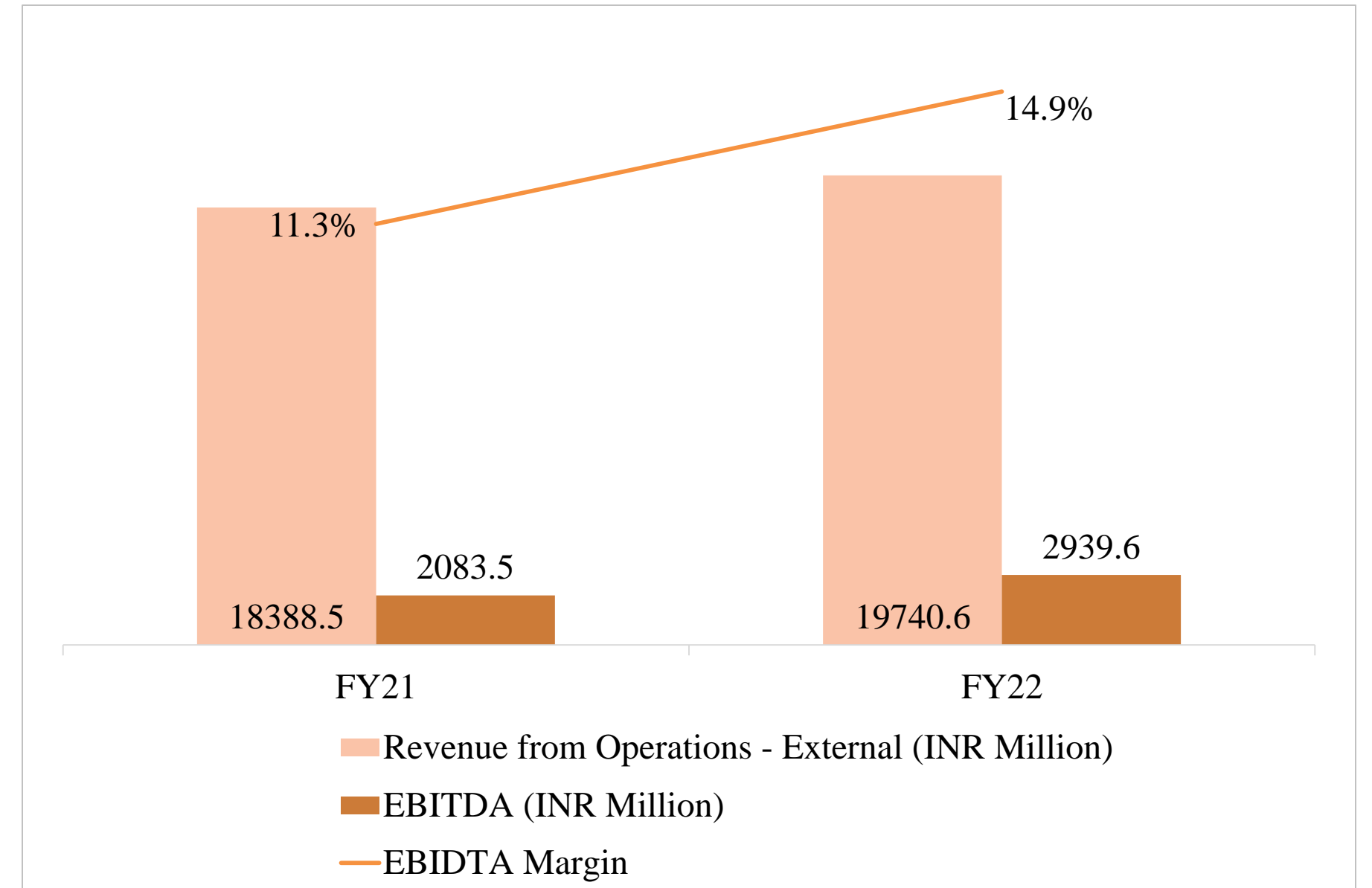
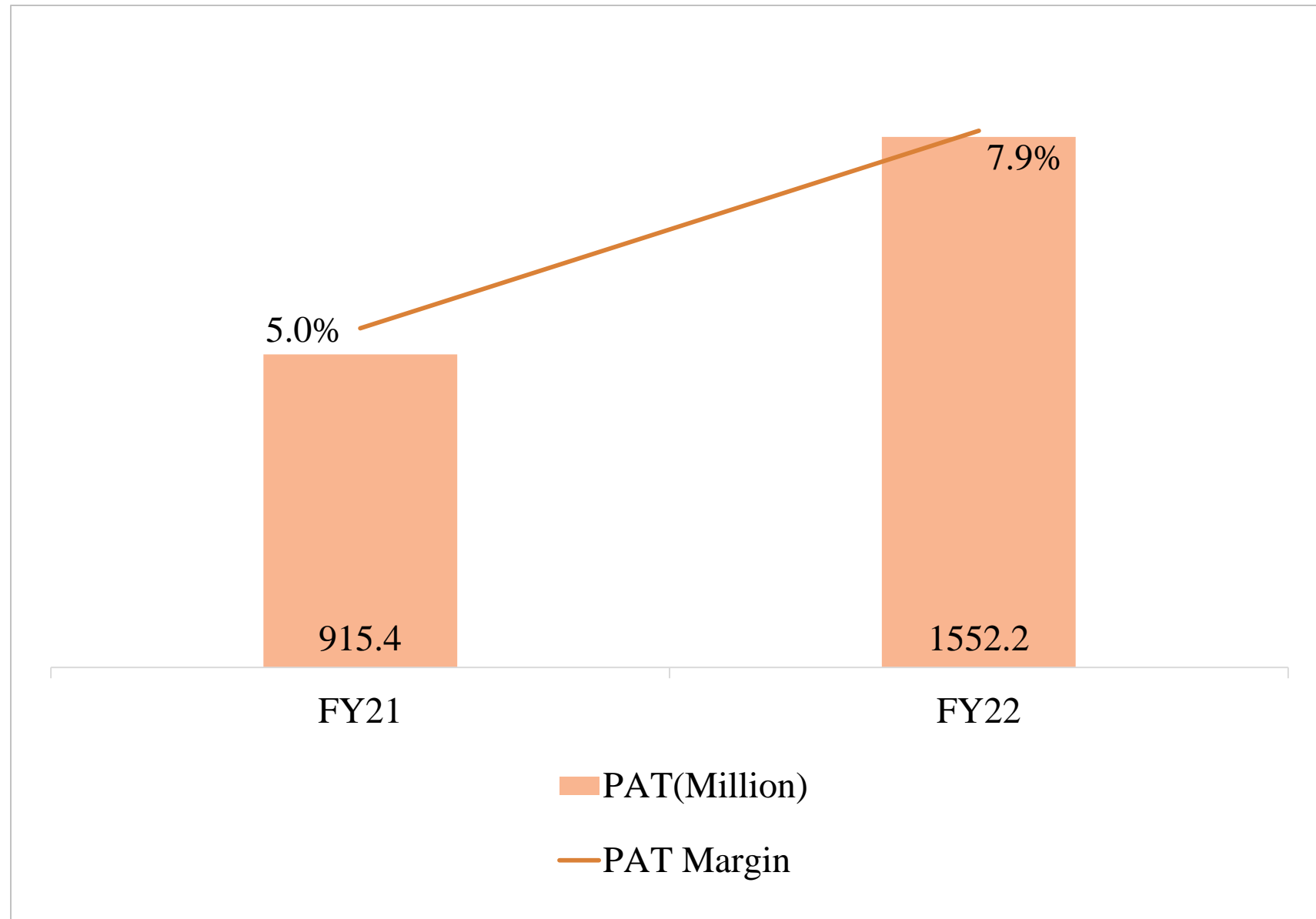
In INR million	Q4FY22	Q4FY21	FY22	FY21
<b>Total Income</b>	4,754.8	6,013.1	19,772.3	18,459.4
<b>EBIDTA</b>	1,029.6	837.6	2,939.6	2,083.5
<b>PAT</b>	596.1	482.3	1,552.2	915.4
In INR	Q4FY22	Q4FY21	FY22	FY21
<b>EPS</b>	3.17	2.56	8.24	4.86

# Quarterly Trends



PAT Margin is PAT / Revenue from operations  
EBIDTA Margin is EBIDTA / Revenue from operations

# Yearly Trends



# Summary Financials

	FY22	FY21
<b>INCOME</b>		
Revenue from operations	19740.6	18,388.5
Other income	31.6	70.9
<b>Total Revenue</b>	<b>19772.2</b>	<b>18,459.4</b>
<b>EXPENDITURE</b>		
Cost of material consumed	<b>13724.9</b>	<b>13,666.3</b>
Changes in inventories of finished goods, work in-progress and stock-in-trade	1027.7	644.4
Employees benefit expense	963.0	927.5
Finance Cost	316.6	476.5
Depreciation and amortization expense	436.3	408.9
Other expense	1117.0	1,137.8
<b>Total expenses</b>	<b>17585.5</b>	<b>17,261.4</b>
Profit / (loss) before taxes	2186.7	1,198.0
Tax expense	634.6	282.6
Profit for the period	1552.1	915.4
Other Comprehensive Income/(loss) net of taxes	3.6	36.6
<b>Total Comprehensive Income</b>	<b>1555.7</b>	<b>952.0</b>

Figures in INR million

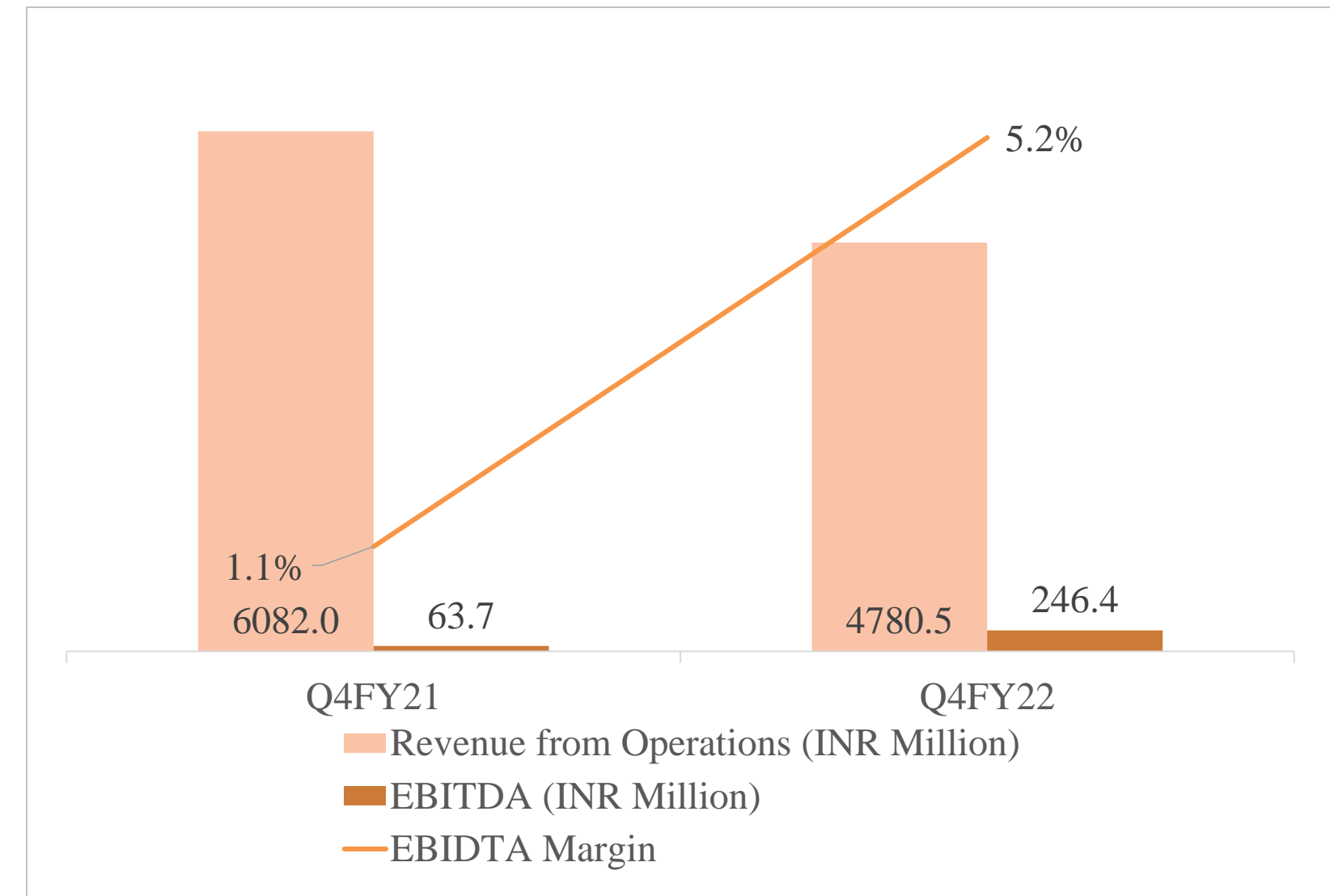
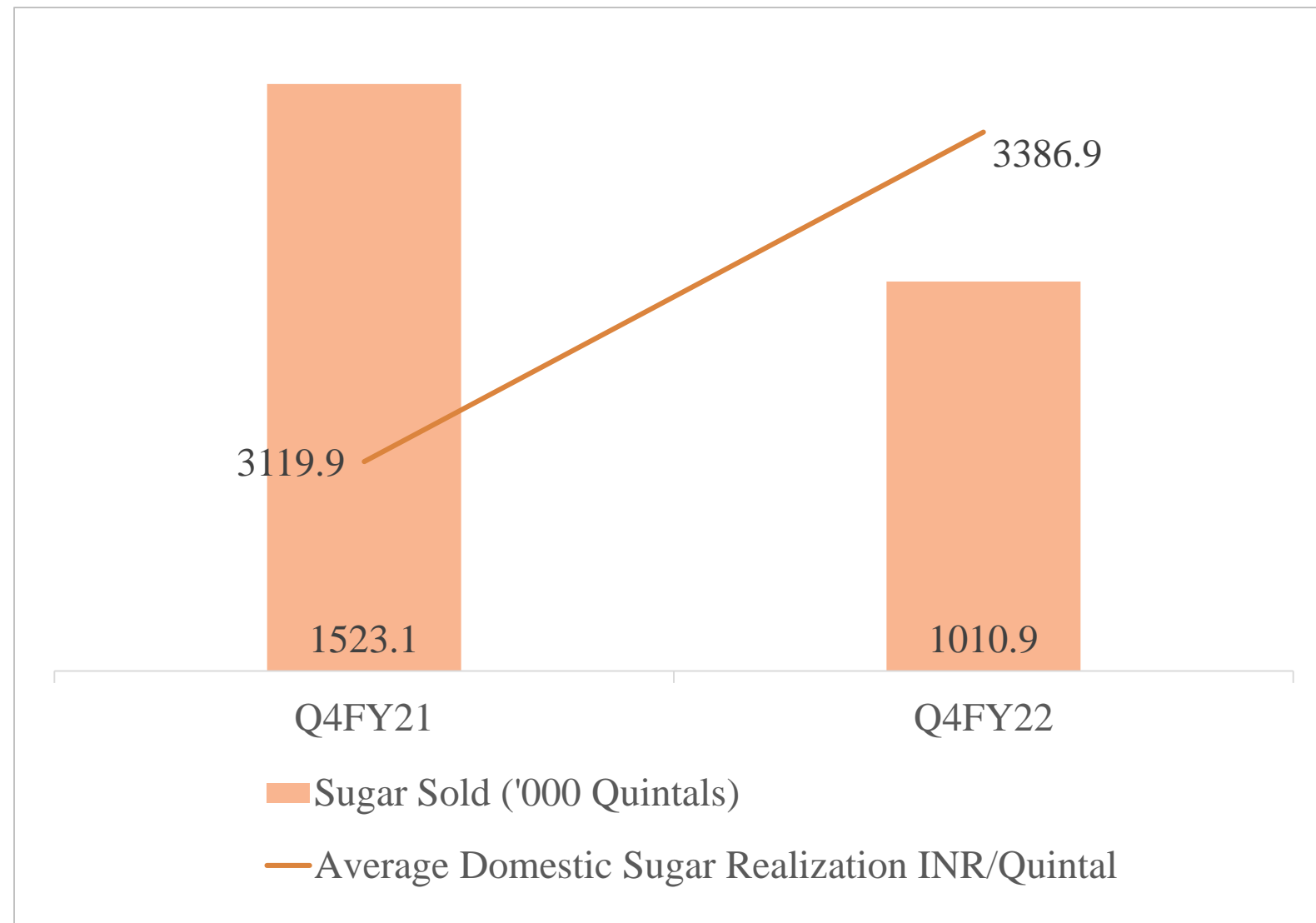




# Operational Trends

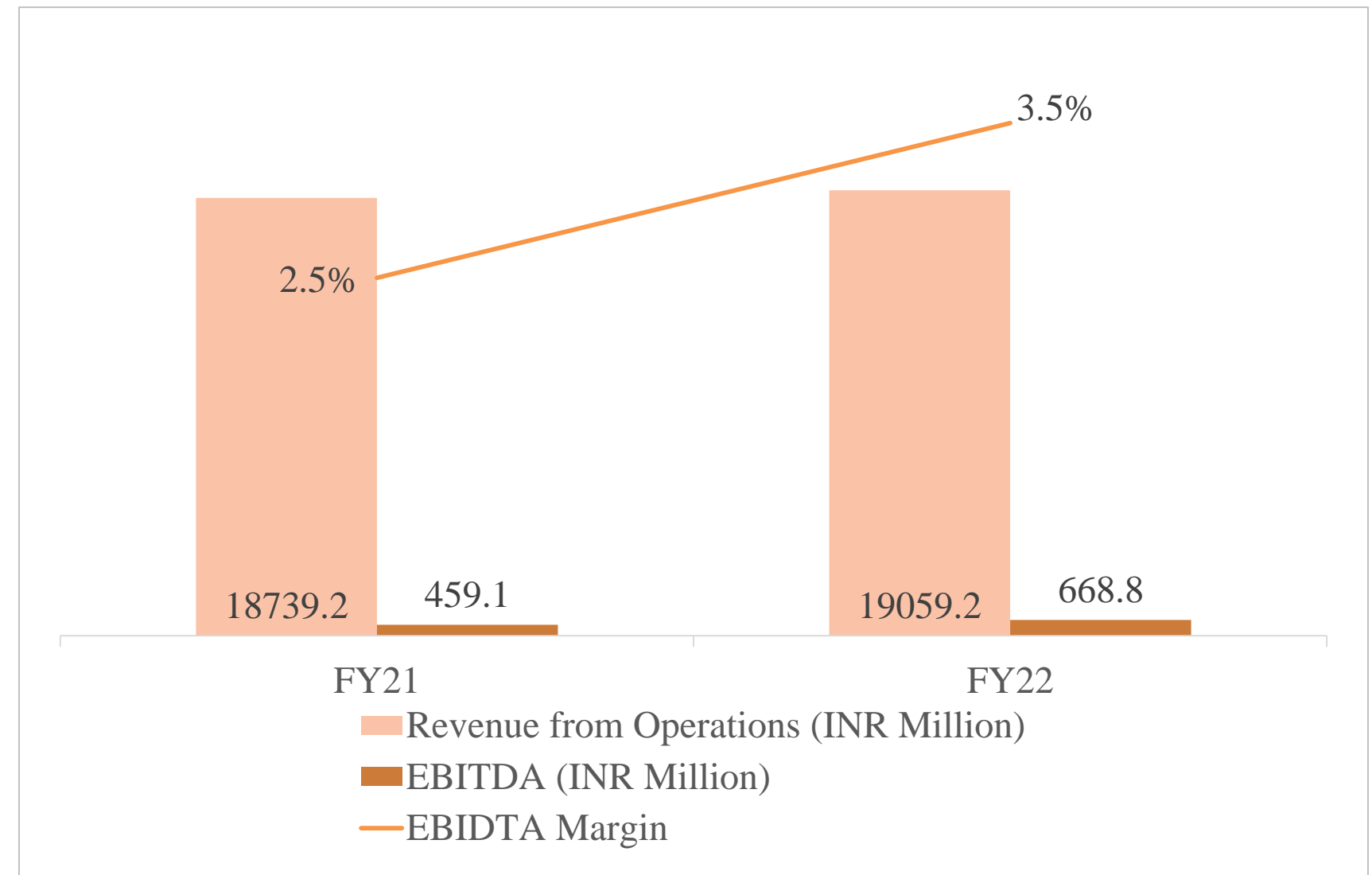
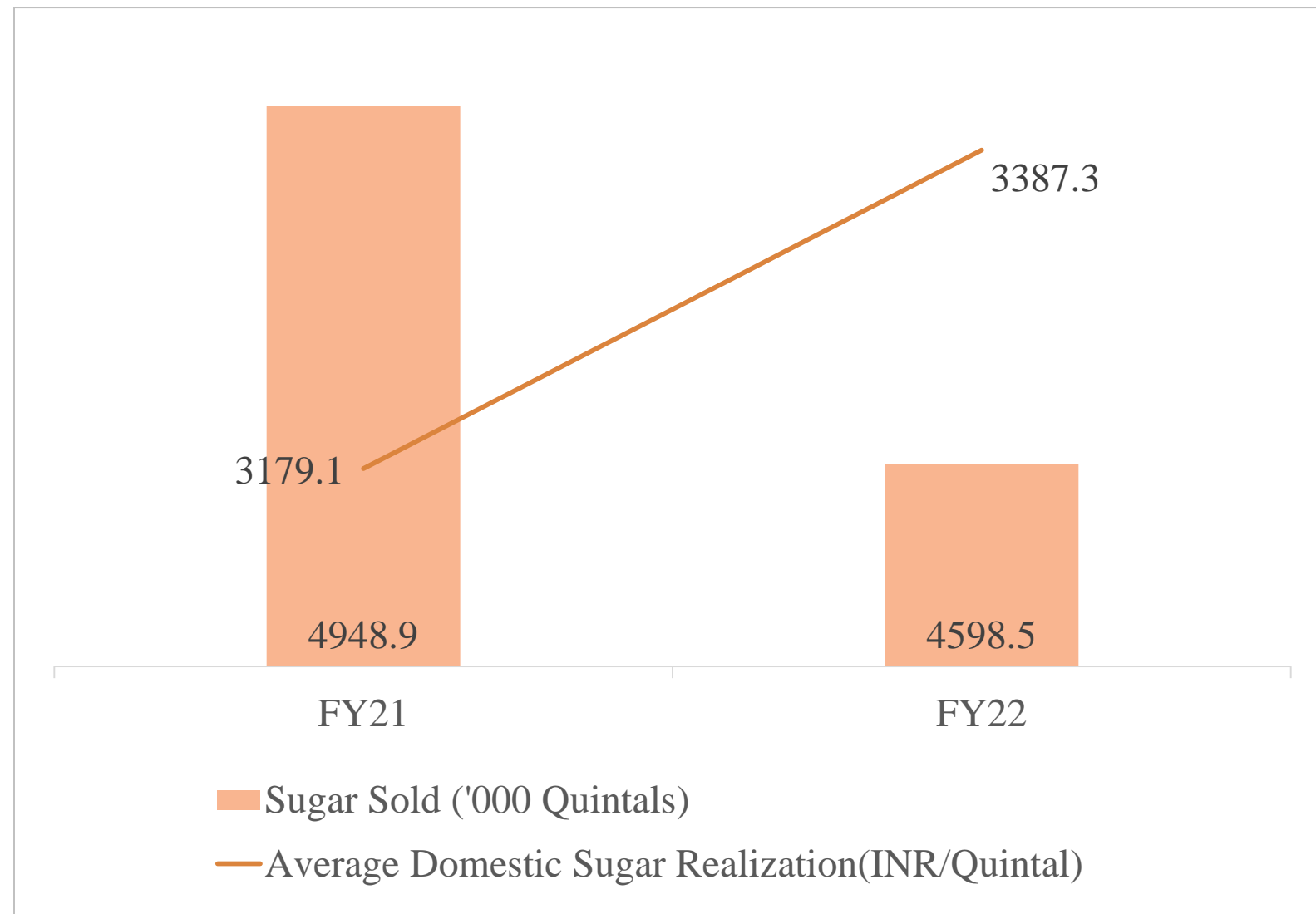
**2021-2022**

# Sugar Quarter Performance



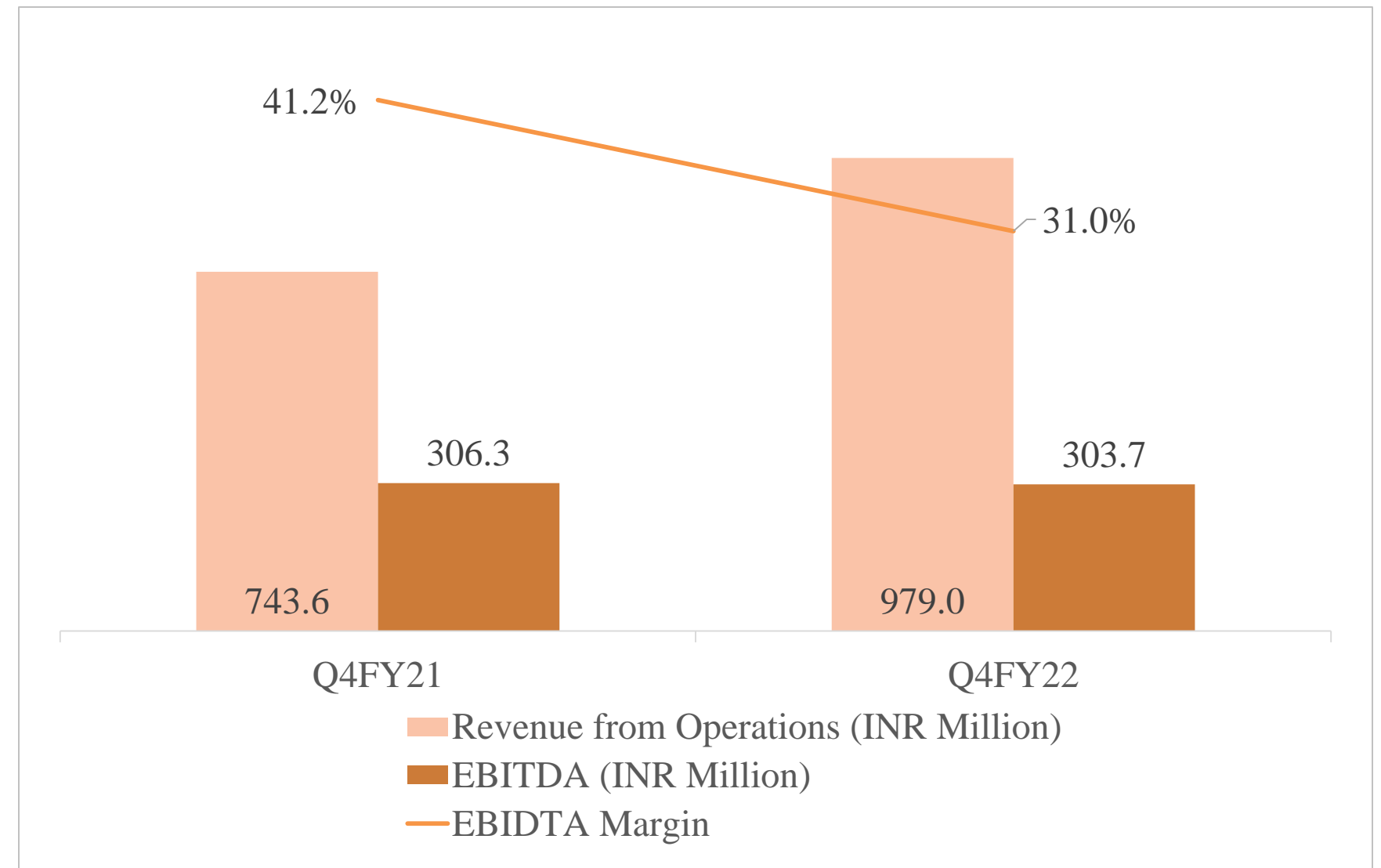
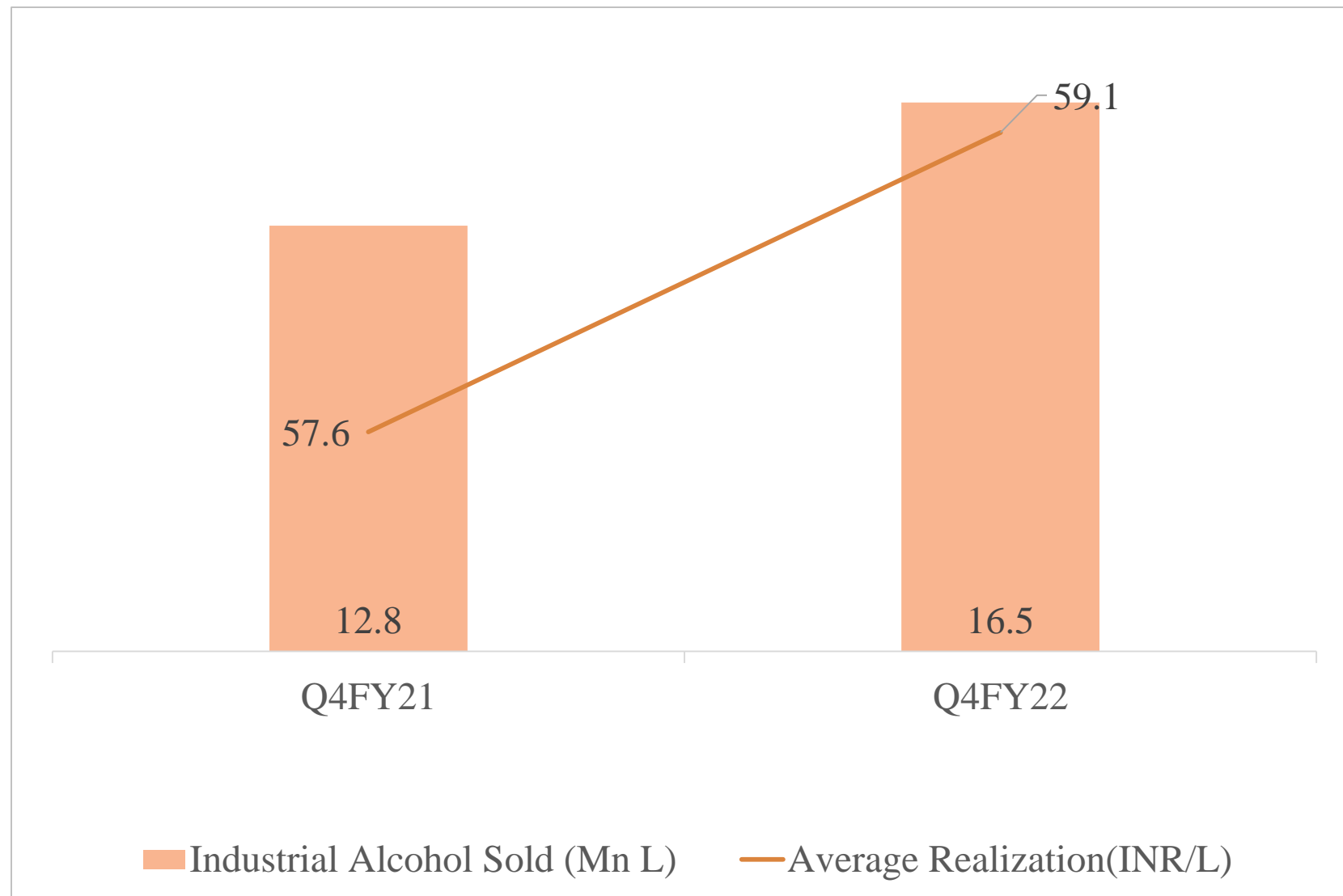
EBITDA Margin is EBITDA / Revenue from operations (including internal revenue)

# Sugar Yearly Performance



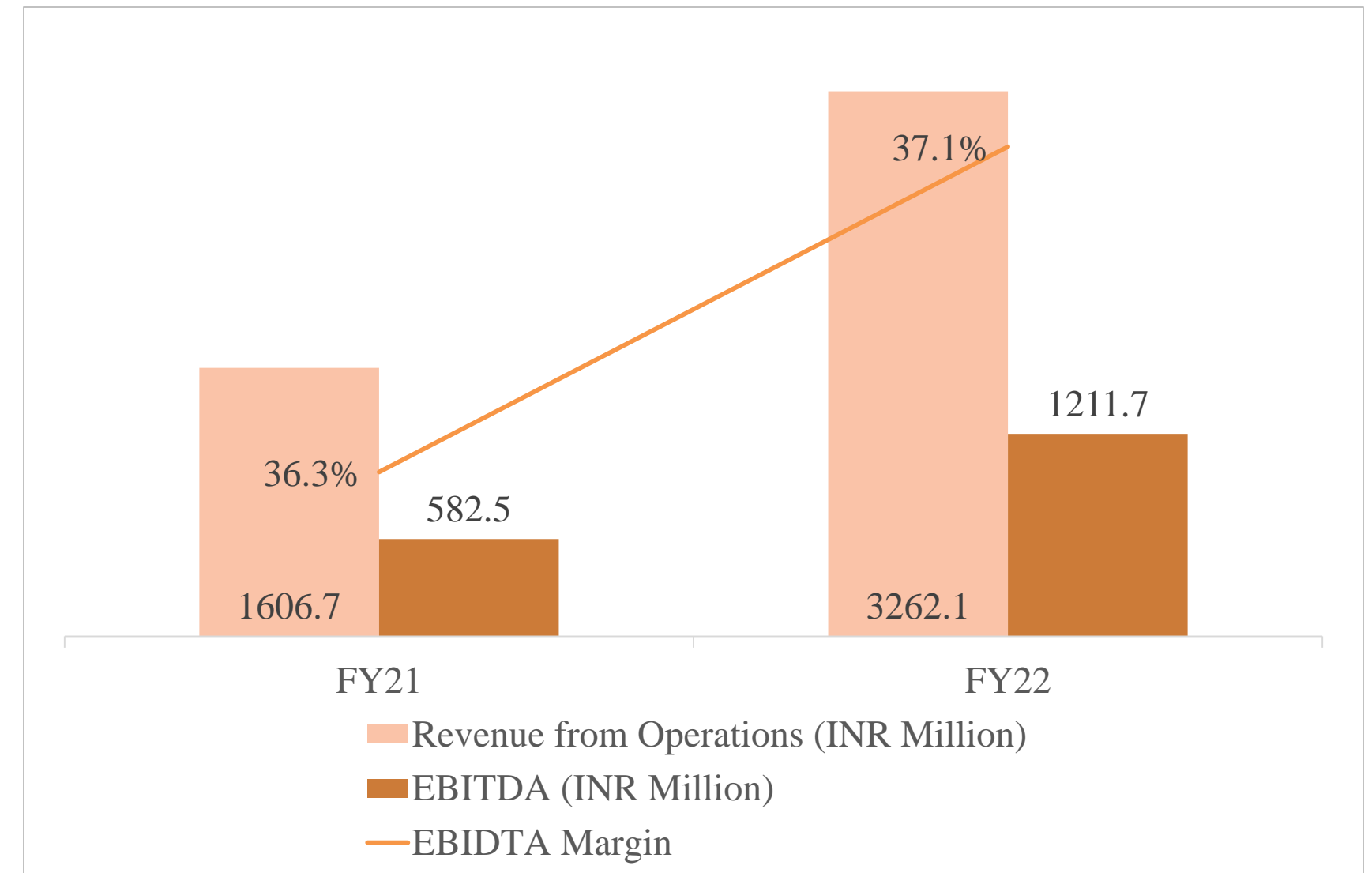
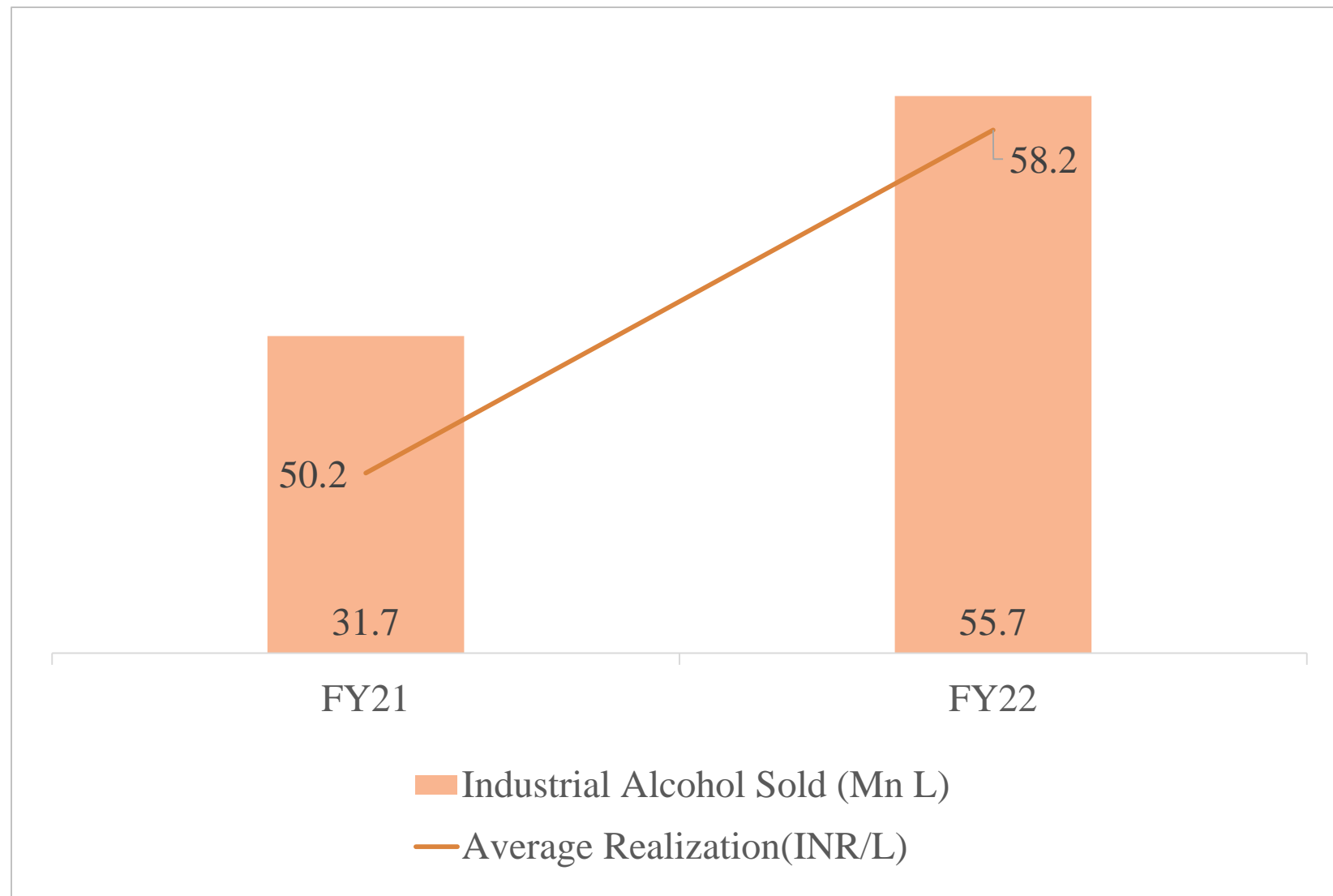
EBITDA Margin is EBITDA / Revenue from operations (including internal revenue)

# Distillery Quarter Performance



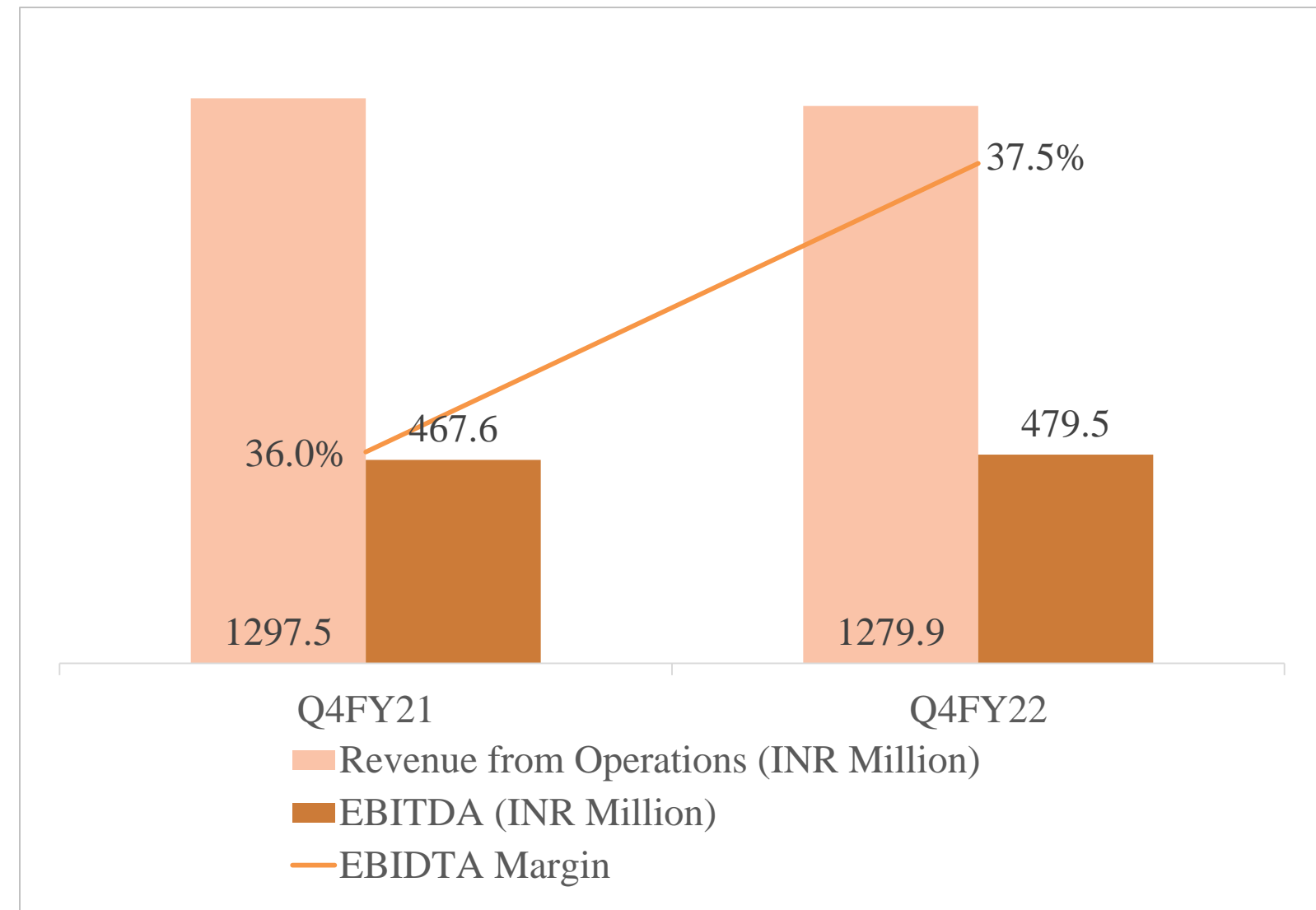
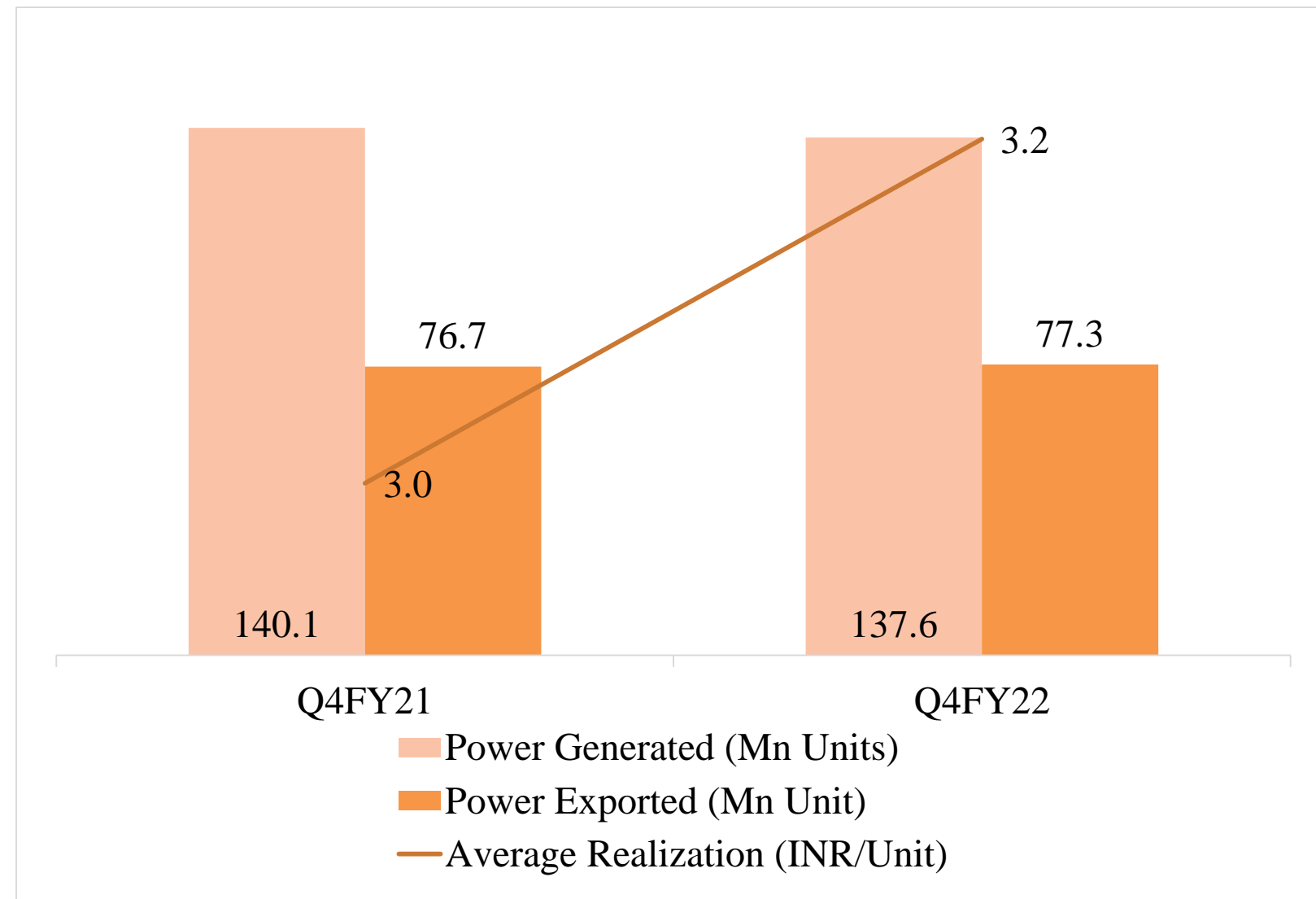
EBITDA Margin is EBITDA / Revenue from operations (including internal revenue)

# Distillery Yearly Performance



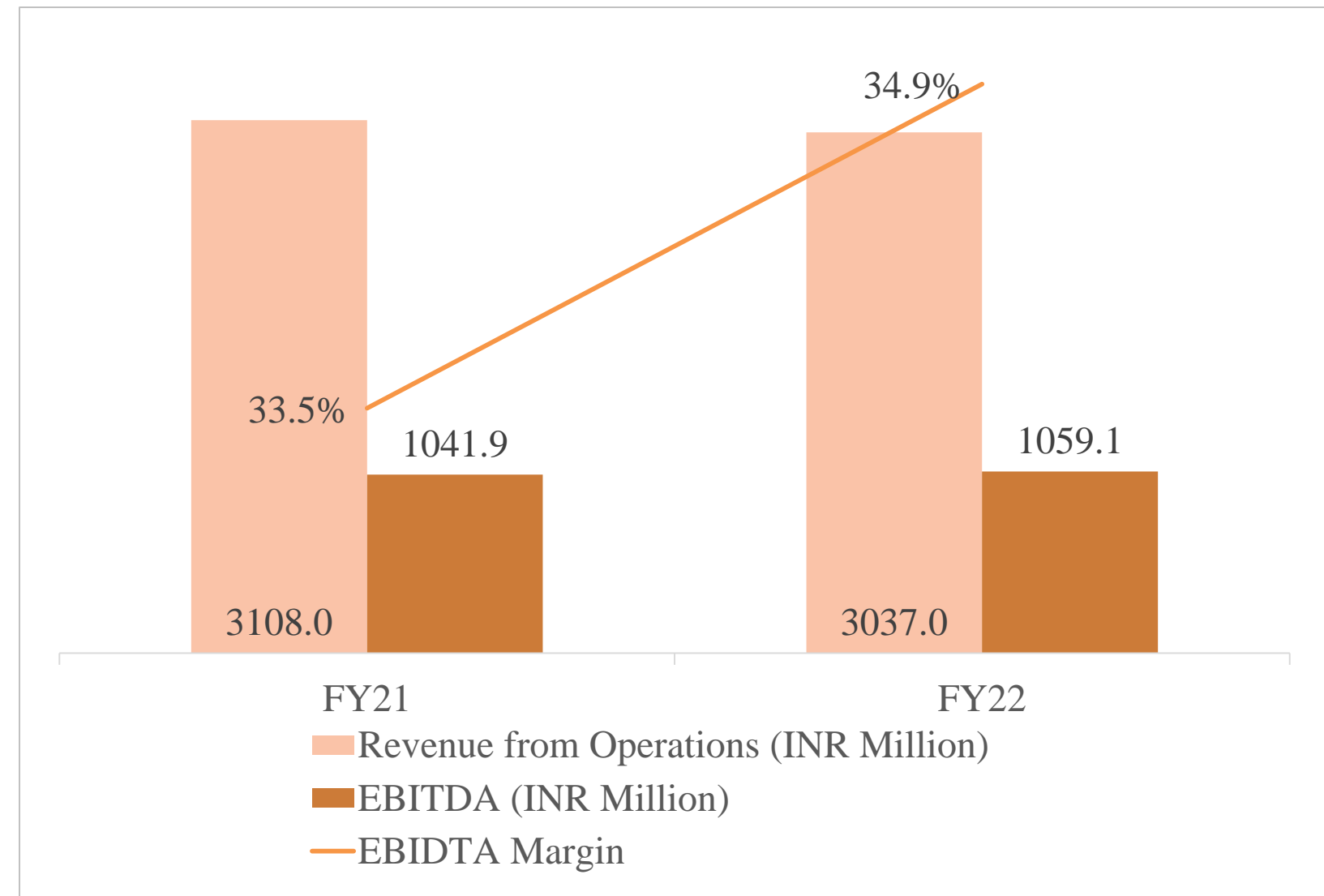
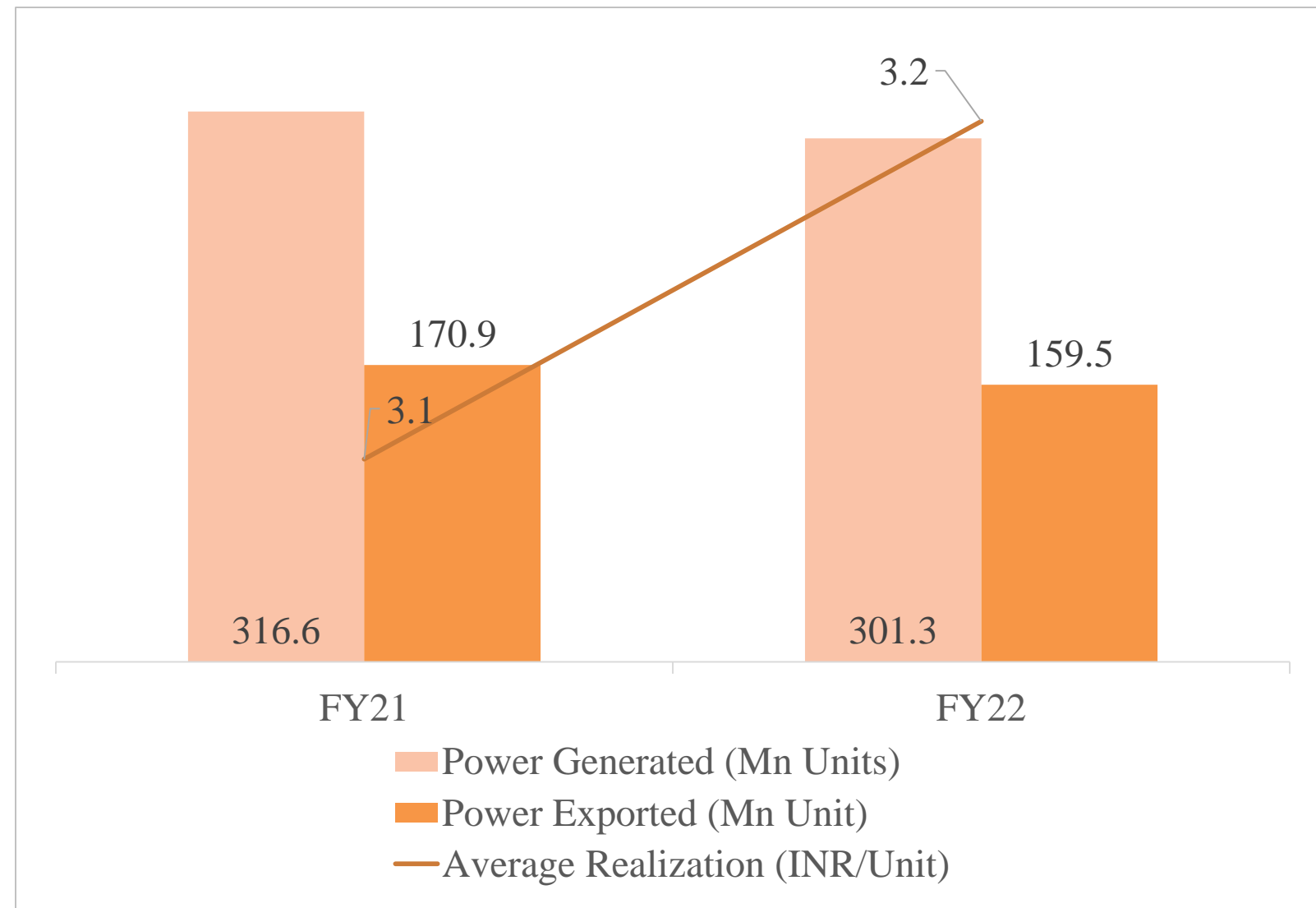
EBITDA Margin is EBITDA / Revenue from operations (including internal revenue)

# Cogeneration Quarter Performance



EBITDA Margin is EBITDA / Revenue from operations (including internal revenue)

# Cogeneration Yearly Performance



EBITDA Margin is EBITDA / Revenue from operations (including internal revenue)



# Annexure Facilities



# Dwarikesh Nagar Facility ( Bijnor District )



*Sugar Plant Overview*



*Distillation House  
&  
Multi-Effect  
Evaporator*



*Bagasse Silos & Feeders of  
Boiler*



*Continuous Pan*

# Dwarikesh Puram Facility ( Bijnor District )



*Juice Evaporator*



*Centrifugal Station*



*Cogeneration  
Control Panel*



*Switch Yard*

# Dwarikesh Dham Facility (Bareilly District )



*Facility Overview*



*24 MW TG Set*



*Pan Station*



*Clarification Section*

# Dwarikesh Nagar Facility (Bijnor District)



*162.5 KLPD Distillery*

# Thank You

## Vijay S. Banka

Managing Director

Dwarikesh Sugar Industries Limited

**Email:** [vsbanka@dwarikesh.com](mailto:vsbanka@dwarikesh.com)

## Shruti Vakhariya

Adfactors PR Pvt Ltd.

**Email:** [shruti.vakhariya@adfactorspr.com](mailto:shruti.vakhariya@adfactorspr.com)

